

BOZEMAN^{MT}

Building

BUILDING PERMIT REPORT

	Nov-2017		Nov-2016		FYTD as of November 2017		FYTD as of November 2016		FISCAL YEAR 2018
	THIS MONTH - FY2018	THIS MONTH - FY2017	THIS MONTH - FY2017	THIS MONTH - FY2017	FY TO DATE - FY2018	FY TO DATE - FY2018	FY TO DATE - FY2017	FY TO DATE - FY2017	
NEW CONSTRUCTION	NO	VALUATION	NO	VALUATION	NO.	VALUATION	NO	VALUATION	
SINGLE FAMILY	35	7,952,209.00	27	6,566,434.00	183	43,260,832.00	143	35,283,914.00	
DUPLEX			1	276,379.00	21	7,508,445.00	9	3,583,206.00	
MULTI-FAMILY NOVEMBER UNITS - 6	2	962,514.00			30	25,643,944.00	9	13,055,228.00	
FISCAL YEAR TOTAL UNITS - 220					-	Units 220	-	138 Units	
MISC (GARAGE, SHED, ADU ETC.)	2	118,285.00	1	1,500.00	12	1,124,006.00	14	1,003,218.00	
ASSEMBLY					-	-	2	135,044.00	
BUSINESS	2	2,845,412.00	3	2,550,218.00	9	8,860,463.00	7	3,668,637.00	
EDUCATIONAL			1	247,500.00	1	75,000.00	1	247,500.00	
FACTORY					-	-	-	-	
HAZARDOUS					-	-	-	-	
INSTITUTIONAL					-	-	-	-	
MERCHANTILE					-	-	-	-	
MOTEL/HOTEL			1	2,190,871.00	-	-	1	2,190,871.00	
STORAGE / OTHER	1	1,812,920.00			12	3,013,461.00	11	3,568,663.00	
TOTAL	42	13,691,340.00	34	11,832,902.00	268	89,486,151.00	197	62,736,281.00	
ADDITION/REMODEL	NO.	VALUATION	NO.	VALUATION	NO.	VALUATION	NO.	VALUATION	
RESIDENTIAL	14	492,200.00	15	696,516.00	82	2,892,071.00	105	2,683,377.00	
COMMERCIAL	9	904,602.00	15	2,689,664.00	70	15,761,123.00	107	56,564,947.00	
TOTAL	23	1,396,802.00	30	3,386,180.00	152	18,653,194.00	212	59,248,324.00	
CONSTRUCTION VALUE									
REVENUE	NO	AMOUNT	NO	AMOUNT	NO	AMOUNT	NO	AMOUNT	
BUILDING	79	39,674.50	90	38,057.50	474	205,308.38	433	191,575.84	
PLAN CHECK	91	45,002.19	125	60,628.82	771	214,540.45	602	257,697.30	
ELECTRICAL	71	6,126.75	75	7,139.25	355	44,015.00	354	39,672.45	
PLUMBING/MECHANICAL	121	11,571.00	107	13,004.07	550	77,923.72	501	58,383.71	
FIRE ALARM /SPRINKLER SYSTEM	4	652.75	9	1,028.00	18	3,728.50	43	5,411.00	
DEMOLITION / MOVING	1	150.00	5	600.00	19	2,700.00	10	1,111.00	
CODE ENFORCEMENT			-	-		-	1	75.00	
SIGNS PERMITS	9	579.75	12	696.50	41	2,315.25	28	1,918.50	
PENALTIES	3	176.75	1	72.00	15	1,744.00	8	841.50	
EXTENSION FEES	8	600.00	1	75.00	29	2,075.00	16	1,200.00	
INSPECTION FEES	3	450.00	-	-	4	525.00	3	712.50	
MISC REVENUE	1	11.00	1	4.00	2	59.00	4	114.00	
TOTAL	391	104,994.69	426	121,305.14	2,278	554,934.30	2,003	558,712.80	

City Manager
 PO Box 1230
 Bozeman MT 59771

Dear City Manager:

The following report is submitted to show the permits issued and fees charged for the month of November 2017. The list of building, plumbing and electrical permits are attached in addition to the monthly and yearly summary of housing and commercial building activity.

	2017		2016	
	No.	Fee	No.	Fee
Electrical Permits	71	6,126.75	75	7,139.25
Plumbing/Mechanical Permits	121	11,571.00	107	13,004.07
Moving Permits	1	150.00	-	-
Demolition Permits	-	-	5	600.00
Fire Alarm/Suppression Systems	4	652.75	9	1,028.00
Inspection Fees	3	450.00	-	-
Sign Permits	9	579.75	12	696.50
Code Enforcement	-	-	-	-
Penalty Fees	3	176.75	1	72.00
Plan Check Fees	91	45,002.19	125	60,628.82
Building Permits	79	39,674.50	90	38,057.50
SUB-TOTALS:	382	104,383.69	424	121,226.14
Other Bldg Div Rev.	1	11.00	1	4.00
Building Bond Fees			2	4,000.00
New Water	50	18,696.09	34	10,142.23
New Sewer	47	987.00	35	651.00
Water/Sewer Inspection Fee	47	4,700.00	35	3,100.00
Eng. Maps/Prints/Docs			3	96.29
Floodplain Dev. Permits				
Storm Water Permit				
Degradation Permit	3	394.88	2	390.15
Street Cut Permits	3	150.00	2	100.00
Cash-in-Lieu of Water Rights				
Other Eng. Misc. Rev.				
Planning Docs/Maps				
Encroachment Permits				
Planning Reuse permit				
Planning Review Residential	36	1,872.00	32	1,600.00
Planning Review Commercial	4	440.00	20	2,100.00
Planning Review Signs	8	957.00	7	805.00
Business Licenses	714	38,836.00	59	2,670.00
Master Plan Amendment				
Improvements Agreement				
Other Planning Div. Rev.	10	100.00	7	80.00
Zoning/Comm. Dev. Docs/Maps				
Deposits / Rent Chall Gardens				
Certificate of Appropriateness COA				
Zone Map/Code Amendments				
Pay-in-lieu of Parks			1	25.00
Planning & Zoning	34	75,376.92	37	71,162.41
Parade / Public Assembly Permit			3	320.00
Film Permit			1	30
Annexation Fees				
Other Zoning/CD Rev/Sign Tag				
Planned Unit Development - PUD				
Street Impact Fees	40	240,802.13	42	204,407.82
Fire Impact Fees	43	28,461.19	41	23,241.93
Water Impact Fees	44	145,577.89	41	144,222.29
WasteWater Impact Fees	44	96,011.72	41	96,958.31
SUB-TOTAL:	1,128	653,373.82	446	566,106.43
TOTAL RECEIPTS:	1,510	757,757.51	870	687,332.57

Respectfully submitted,

Bob Risk
 Chief Building Official

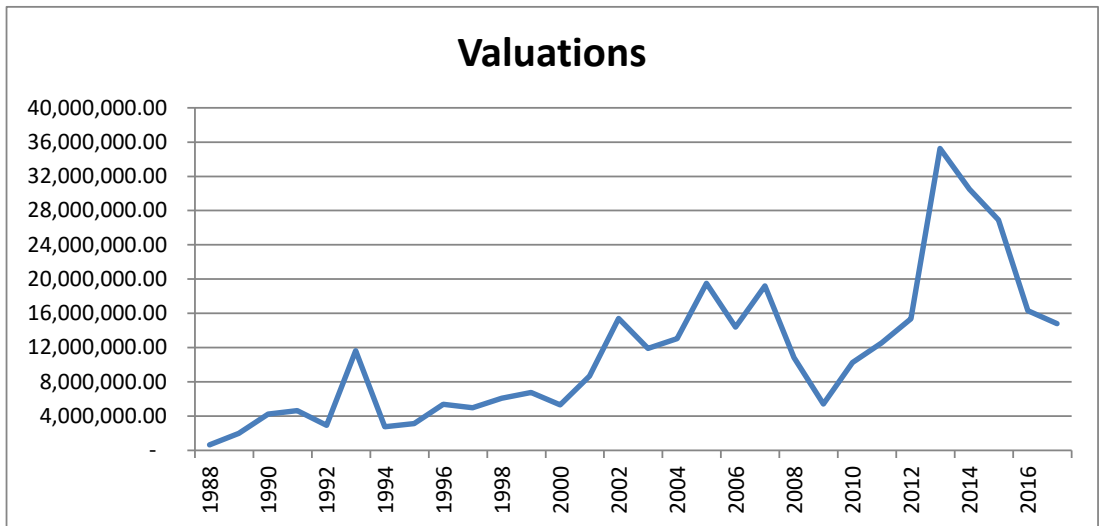
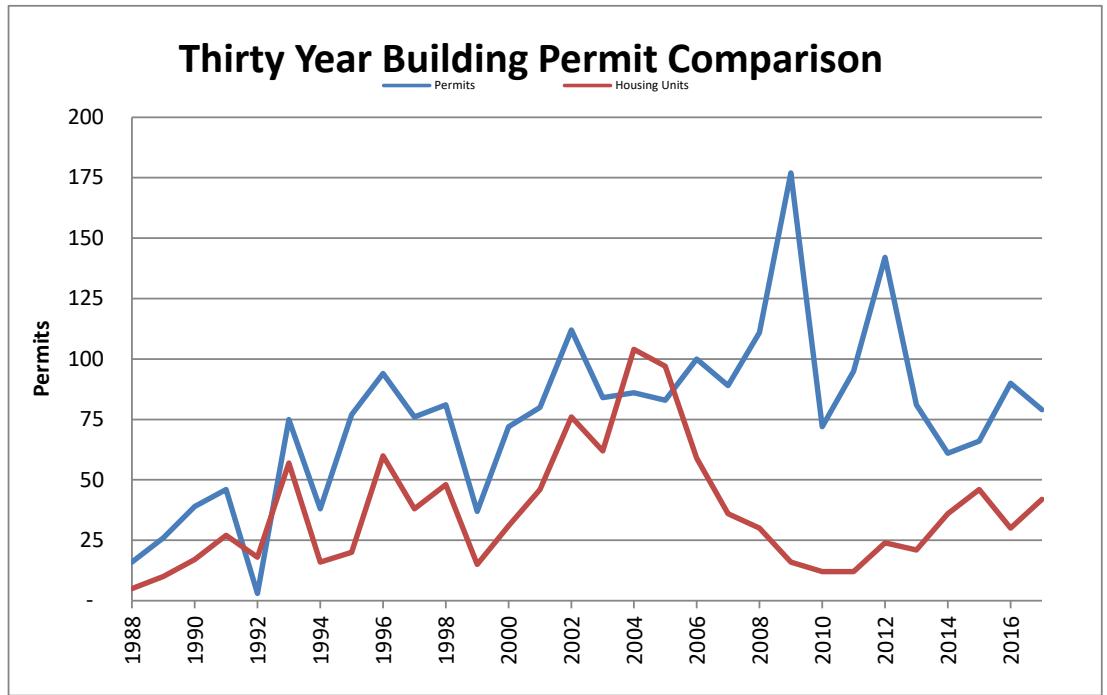
November 2017 - Building Permits										
DATE	PERMIT #		ADDRESS	OWNER	CONTRACTOR	PERMIT FEE	PLAN CHECK	SO FOOT	VALUATION	DESCRIPTION
11/07/17	17 26096	4535	VALLEY COMMONS	3333 LLC	LANGLAS & ASSOCIATES, INC	4,045.00	4,782.19	16,853	1,703,501.00	COMM OFFICES, BANKS, PROF.BLDGS
11/22/17	17 25398	389 S	FERGUSON	GALLATIN VALLEY HEALTH & FIT	MCINTOSH CONSTRUCTION	2,364.00	2,828.43	9,850	1,141,911.00	COMM OFFICES, BANKS, PROF.BLDGS
11/14/17	17 25991	620 E	COTTONWOOD	POMEGRANATE LLC	WALKER CONSTRUCTION	4,397.00	5,020.68	17,616	1,812,920.00	COMMERCIAL MIXED USE
						10,806.00	12,631.30	44,319	4,658,332.00	
11/14/17	17 25574	815 W	MAIN	TRUNORTH PROPERTIES LLC	TRUNORTH CONTRACTORS	297.25	247.81	1,500	50,000.00	COMM ALTERATION
11/01/17	17 26100	2233 W	KAGY	SHADETREE MT LLC	FHG CONSTRUCTION	1,089.75	965.75	3,920	313,600.00	COMM TENANT IMPROVEMENT
11/01/17	17 26136	347 S	FERGUSON	55 PARTNERSHIP	LANGLAS & ASSOCIATES, INC	593.75	607.76	1,727	135,000.00	COMM TENANT IMPROVEMENT
11/08/17	17 25228	200 S	23RD	UNIVERSITY SQ BOZEMAN SHOP CTR	EMBREE CONSTRUCTION GROUP, INC	660.75	735.65	3,924	158,000.00	COMM TENANT IMPROVEMENT
11/13/17	17 26051	1501	MANDEVILLE	DEPT NAT RESOURCES & CONSERVAT	TECHFORCE TELECOM	132.00	103.19	48	15,000.00	COMM TENANT IMPROVEMENT
11/20/17	17 26296	2825 W	MAIN	GALLATIN MALL GROUP LLC	TRUITT CONSTRUCTION LLC	230.75	-	-	30,000.00	COMM TENANT IMPROVEMENT
11/20/17	17 26297	2825 W	MAIN	GALLATIN MALL GROUP LLC	TRUITT CONSTRUCTION LLC	94.50	61.43	-	10,000.00	COMM TENANT IMPROVEMENT
11/21/17	17 25891	115 W	KAGY	MOTHERSHEAD RANCH INC	B2 BUILDERS	132.00	120.58	1,508	15,000.00	COMM TENANT IMPROVEMENT
11/21/17	17 26165	1288 N	14TH	OMD LLC	ROTHERHAM CONSTRUCTION, INC	718.50	893.28	3,785	178,002.00	COMM TENANT IMPROVEMENT
						3,949.25	3,735.45	16,412	904,602.00	
11/01/17	17 25679	1450	ELLIS	BRIDGER ORTHOPEDIC PROP LLC	WALKER CONSTRUCTION	42.00	-	-	3,000.00	FIRE PROTECTION SYSTEMS PERMIT
11/06/17	17 26090	107 E	MAIN	MDB/JCB II LLC	CONSTRUCTIVE SOLUTIONS INC	235.50	-	-	31,000.00	FIRE PROTECTION SYSTEMS PERMIT
11/28/17	17 25588	1105	TWIN LAKES	QUANTUM HOLDINGS	ROSA CONSTRUCTION, INC	325.75	-	-	50,000.00	FIRE PROTECTION SYSTEMS PERMIT
11/15/17	17 25228	200 S	23RD	UNIVERSITY SQ BOZEMAN SHOP CTR	EMBREE CONSTRUCTION GROUP, INC	49.50	-	-	10,000.00	FIRE PROTECTION SYSTEMS PERMIT
						652.75	-	-	94,000.00	
11/29/17	17 25201	1905 W	COLLEGE	LPF LLC	TAMIETTI HOUSE MOVING & CONST	150.00	-	1,500	30,000.00	MOVING PERMIT
						150.00	-	1,500	30,000.00	
11/01/17	16 24515	310 N	7TH	ROYAL "7" MOTEL	OWNER IS GENERAL	26.75	17.39	80	350.00	SIGN PERMIT
11/13/17	17 25879	867 S	29TH	MITCHELL DEVELOPMENT	SIGNS OF MONTANA	57.00	37.05	28	4,700.00	SIGN PERMIT
11/13/17	17 26018	706 N	7TH	TRIPLE 7 LLC	SIGNS OF MONTANA	26.75	17.39	32	728.00	SIGN PERMIT
11/13/17	17 26082	1193 N	15TH	OAKSTREET CARWASH LLC	SIGNS OF MONTANA	79.50	51.68	120	8,000.00	SIGN PERMIT
11/13/17	17 26140	325 N	25TH	UNITARIAN UNIVERSALIST	R & R TAYLOR CONSTRUCTION, INC	26.75	17.39	5,000	850.00	SIGN PERMIT
11/17/17	17 26194	630	BOARDWALK	630 BOARDWALK LLC	INK OUTSIDE THE BOX	87.00	56.55	56	8,792.00	SIGN PERMIT
11/20/17	17 25802	5 W	MENDENHALL	5 WEST LLC	BILLINGS SIGN SERVICE, INC	79.50	51.68	66	8,000.00	SIGN PERMIT
11/28/17	17 26222	32050 E	FRONTAGE	WEST PAW PROPERTIES LLC	SIGN SOLUTIONS BOZEMAN	154.50	100.43	218	17,600.00	SIGN PERMIT
11/28/17	17 26266	302 N	7TH	HRDC OF DISTRICT IX INC	TOTAL QUALITY CONSTRUCTION LLC	42.00	27.30	42	3,000.00	SIGN PERMIT
						579.75	376.86	5,642	52,020.00	
11/17/17	17 26118	4572	WATERS	SCHMIDT, MATTHEW W	REVOLVE DESIGN BUILD LLC	320.00	402.57	1,560	101,795.00	RES ACCESSORY DWELLING UNIT
11/09/17	17 26179	412 N	MONTANA	DRYSDALE FAMILY LLC	VANDYKE CONSTRUCTION & REMODEL	78.00	99.52	414	16,490.00	RES GARAGES & CARPORTS
11/03/17	17 25491	2441	RICHAU	T & T DISTRIBUTING INC	DYPEX INC. DBA NINTH ELEMENT C	719.00	879.25	3,191	302,197.00	RES SINGLE FAMILY DWELLING
11/03/17	17 25700	3082	TRADE WIND	SCHUELKE PROPERTIES LLC	MATT COOPER CONSTRUCTION LLC	566.00	727.84	2,539	231,213.00	RES SINGLE FAMILY DWELLING
11/03/17	17 26086	3187	TRADE WIND	MAHAR MONTANA HOMES LLC	KAMP BUILDERS LLC	490.00	618.47	1,620	195,585.00	RES SINGLE FAMILY DWELLING
11/06/17	17 25686	5583	MAY FLY	NORTON RANCH HOMES LLC	NORTON RANCH HOMES, LLC	539.00	658.97	2,410	221,845.00	RES SINGLE FAMILY DWELLING
11/06/17	17 25696	5530	MAY FLY	NORTON RANCH HOMES LLC	NORTON RANCH HOMES, LLC	445.00	532.93	2,017	177,173.00	RES SINGLE FAMILY DWELLING
11/07/17	17 25379	5374	DELFT	KING CONSTRUCTION & DEVELOPMEN	HORLACHER CONSTRUCTION	506.00	682.03	2,263	209,181.00	RES SINGLE FAMILY DWELLING
11/08/17	17 26070	2288	CHIPSET	DA LAND CO LLC	DA LAND CO LLC	626.00	739.53	2,777	263,101.00	RES SINGLE FAMILY DWELLING
11/08/17	17 26071	2264	CHIPSET	DA LAND CO LLC	DA LAND CO LLC	626.00	739.53	2,777	263,101.00	RES SINGLE FAMILY DWELLING
11/08/17	17 26153	3470 S	23RD	SUNRISE HOMES LLC	SUNRISE HOMES, LLC	652.00	792.84	2,946	262,561.00	RES SINGLE FAMILY DWELLING
11/09/17	17 25883	3359	BLACKBIRD	VAUGHAN, TERRY J	VAUGHAN CONST CO. INC.	614.00	767.42	2,752	253,446.00	RES SINGLE FAMILY DWELLING
11/13/17	17 25949	4117	MOONSTONE	TERRAFINA PROPERTIES LLC	BLACK DIAMOND DEVELOPMENT	646.00	831.17	2,915	260,401.00	RES SINGLE FAMILY DWELLING
11/16/17	17 26074	2078	CHIPSET	DA LAND CO	DA LAND CO LLC	626.00	739.53	2,777	263,101.00	RES SINGLE FAMILY DWELLING
11/16/17	17 26075	2064	CHIPSET	DA LAND CO LLC	DA LAND CO LLC	626.00	739.53	2,777	263,101.00	RES SINGLE FAMILY DWELLING
11/17/17	17 26092	4488	GLENWOOD	BRACKE, BRIAN	CAVALLINI CONSTRUCTION LLC	639.00	795.44	2,353	268,491.00	RES SINGLE FAMILY DWELLING
11/17/17	17 26121	4572	WATERS	SCHMIDT, MATTHEW W	REVOLVE DESIGN BUILD LLC	479.00	593.67	2,056	217,792.00	RES SINGLE FAMILY DWELLING
11/22/17	17 26167	2251	VIRGINIA CITY	TABOR, GARY	ARCHER CONSTRUCTION/REMODELING	1,090.00	1,364.14	4,811	467,325.00	RES SINGLE FAMILY DWELLING
11/28/17	17 26044	540	WESTGATE	THE LAKES AT VALLEY WEST	ROI LLC	613.00	742.10	2,734	254,976.00	RES SINGLE FAMILY DWELLING
11/30/17	17 25946	572 N	LAUREL	KILDAY & STRATTON INC	3H ENTERPRISE	586.00	751.24	2,067	241,262.00	RES SINGLE FAMILY DWELLING
11/30/17	17 26079	2142	CHIPSET	DA LAND CO	DA LAND CO LLC	626.00	739.53	2,777	263,101.00	RES SINGLE FAMILY DWELLING
11/08/17	17 26015	2685	BLACKBIRD	TAYLOR PROPERTIES INC	DENMAN CONSTRUCTION MANAGEMENT	472.00	592.06	2,118	193,028.00	RES TOWNHOUSE (ATTACHED SFD)
11/08/17	17 26016	2681	BLACKBIRD	TAYLOR PROPERTIES INC	DENMAN CONSTRUCTION MANAGEMENT	472.00	592.06	2,118	193,028.00	RES TOWNHOUSE (ATTACHED SFD)
11/15/17	17 26013	2693	BLACKBIRD	TAYLOR PROPERTIES INC	DENMAN CONSTRUCTION MANAGEMENT	472.00	592.06	2,118	193,028.00	RES TOWNHOUSE (ATTACHED SFD)
11/15/17	17 26014	2689	BLACKBIRD	TAYLOR PROPERTIES INC	DENMAN CONSTRUCTION MANAGEMENT	472.00	592.06	2,118	193,028.00	RES TOWNHOUSE (ATTACHED SFD)
11/21/17	17 26104	330	MERIWETHER	JBE CONSTRUCTION, LLC	JBE CONSTRUCTION, LLC	543.00	696.79	2,424	224,583.00	RES TOWNHOUSE (ATTACHED SFD)
11/21/17	17 26105	334	MERIWETHER	JBE CONSTRUCTION, LLC	JBE CONSTRUCTION, LLC	382.00	508.73	1,697	158,941.00	RES TOWNHOUSE (ATTACHED SFD)
11/21/17	17 26106	338	MERIWETHER	JBE CONSTRUCTION, LLC	JBE CONSTRUCTION, LLC	382.00	508.73	1,697	158,941.00	RES TOWNHOUSE (ATTACHED SFD)
11/21/17	17 26107	340	MERIWETHER	JBE CONSTRUCTION INC	JBE CONSTRUCTION, LLC	543.00	716.29	2,424	224,583.00	RES TOWNHOUSE (ATTACHED SFD)
11/27/17	17 26108	362	MERIWETHER	JBE CONSTRUCTION	JBE CONSTRUCTION, LLC	543.00	716.29	2,424	224,583.00	RES TOWNHOUSE (ATTACHED SFD)
11/27/17	17 26109	366	MERIWETHER	JBE CONSTRUCTION INC	JBE CONSTRUCTION, LLC	382.00	508.73	1,697	158,941.00	RES TOWNHOUSE (ATTACHED SFD)
11/27/17	17 26110	370	MERIWETHER	JBE CONSTRUCTION INC	JBE CONSTRUCTION, LLC	382.00	508.73	1,697	158,941.00	RES TOWNHOUSE (ATTACHED SFD)
11/27/17	17 26111	376	MERIWETHER	JBE CONSTRUCTION	JBE CONSTRUCTION, LLC	543.00	716.29	2,424	224,583.00	RES TOWNHOUSE (ATTACHED SFD)
11/27/17	17 26112	346	MERIWETHER	JBE CONSTRUCTION, INC	JBE CONSTRUCTION, LLC	543.00	716.29	2,424	224,583.00	RES TOWNHOUSE (ATTACHED SFD)
11/27/17	17 26113	350	MERIWETHER	JBE CONSTRUCTION, INC	JBE CONSTRUCTION, LLC	382.00	508.73	1,697	158,941.00	RES TOWNHOUSE (ATTACHED SFD)
11/27/17	17 26114	354	MERIWETHER	JBE CONSTRUCTION, INC	JBE CONSTRUCTION, LLC	382.00	508.73	1,697	158,941.00	RES TOWNHOUSE (ATTACHED SFD)
11/27/17	17 26115	358	MERIWETHER	JBE CONSTRUCTION, INC	JBE CONSTRUCTION, LLC	543.00	696.79	2,424	224,583.00	RES TOWNHOUSE (ATTACHED SFD)
11/08/17	17 25672	3361	FEN	HELLER, EARL	CHASE-SKOGEN HOMES, INC	1,236.00	1,474.95	4,452	481,257.00	RES TRIPLEX
11/08/17	17 25673	3385	FEN	HELLER, EARL	CHASE-SKOGEN HOMES, INC	1,236.00	1,474.95	4,452	481,257.00	RES TRIPLEX
						20,786.00	26,091.56	90,183	8,551,751.00	

DATE	PERMIT #		ADDRESS	OWNER	CONTRACTOR	PERMIT FEE	PLAN CHECK	SQ FOOT	VALUATION	DESCRIPTION
11/01/17	17 26030	303	N BROADWAY	CUNNINGHAM, ERICA L	GRAYLING CREEK CONSTRUCTION LL	368.25	365.14	375	80,000.00	RES ADDITION
11/03/17	17 26101	3041	RITTER	PANNELL, CHRISTOPHER M & JANET	CUSTOM RENOVATIONS INC	154.50	160.44	50	18,000.00	RES ADDITION
11/07/17	17 26144	1661	S BLACK	KRIEGER, JAN & KAREN D	ROCKY MOUNTAIN WOODWRIGHT INC	746.00	630.18	-	189,000.00	RES ALTERATION
11/07/17	17 26237	417	N PLUM	ZAKOVL, CRAIG	PLUMBING SPECIALTIES & SERVICE	358.50	233.03	-	74,000.00	RES ALTERATION
11/09/17	16 24130	221	S TRACY	SANSONE, CYNTHIA	FREE BUILDERS	154.50	100.43	352	17,600.00	RES ALTERATION
11/13/17	17 26126	5	W MENDENHALL	HOMEBASE MONTANA	L. KEELEY CONSTRUCTION	169.50	127.57	908	20,000.00	RES ALTERATION
11/14/17	17 26267	719	W LAMME	ROBILOTTA, ALEX & MARIANNE	DUNCAN RENOVATION	72.00	108.88	-	6,850.00	RES ALTERATION
11/16/17	17 25815	121	ARCADIA	FRYKMAN, AMY I & BRIAN J	THOMBAGG ARCHITECTS	132.00	162.66	800	15,000.00	RES ALTERATION
11/22/17	17 26173	807	W CURTISS	SCOTT, FREDRICK R & PAMELA S	807 W. CURTISS ST	34.25	22.26	-	2,000.00	RES ALTERATION
11/27/17	17 26204	422	W GRANT	STIFF, TONY	SCHMIT CONSTRUCTION, INC	325.75	229.13	-	50,000.00	RES ALTERATION
11/03/17	17 26248	433	S BLACK	CHASE, ROBERT & MARJORIE	AQUA BLOCK ROOFING	42.00	-	-	2,500.00	RESIDENTIAL REROOF
11/21/17	17 26300	107	S SILVERWOOD	BATTON, JEF & JENNIFER PAWLAK	MERIDIAN ROOFING SERVICES, INC	72.00	-	-	6,750.00	RESIDENTIAL REROOF
11/29/17	17 26312	1803	S BLACK	COWAN, JAY FRANK	BLUE BIRD ROOFING & CONST	79.50	-	-	7,500.00	RESIDENTIAL REROOF
11/13/17	17 26245	414	N 10TH	CAVEY, MICHAEL A & PATRICIA L	GARY HORN CONSTRUCTION	42.00	27.30	-	3,000.00	WINDOW REPLACEMENT PERMIT
November 2017: 79 Permits; 42 New Housing Units: \$14,782,905 Valuation						2,750.75	2,167.02	2,485	492,200.00	
November 2016: 90 Permits; 30 New Housing Units: \$16,326,924.00 Valuation						39,674.50	45,002.19	160,541	14,782,905.00	

Month of November

THIRTY YEAR BUILDING PERMIT COMPARISON

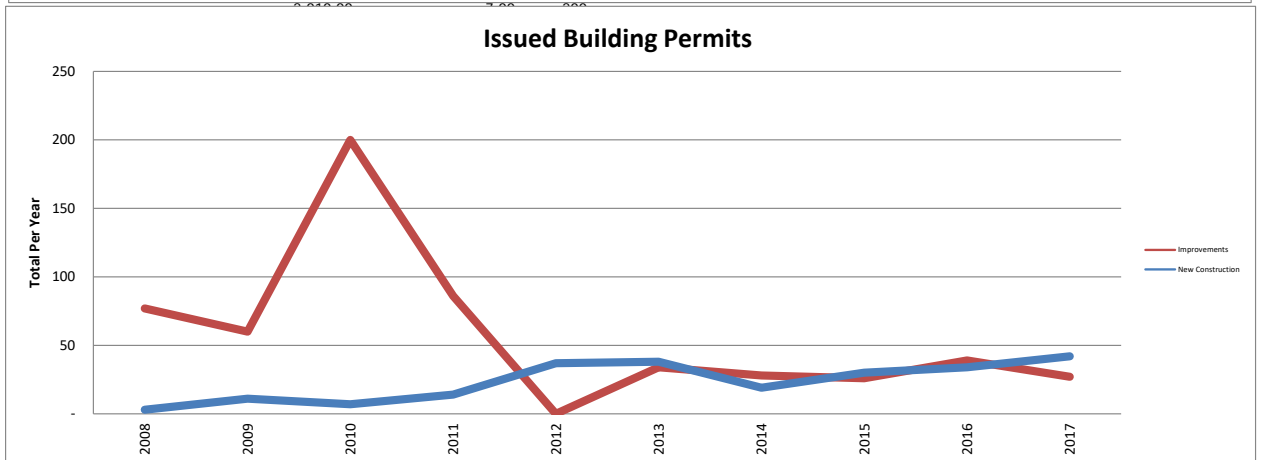
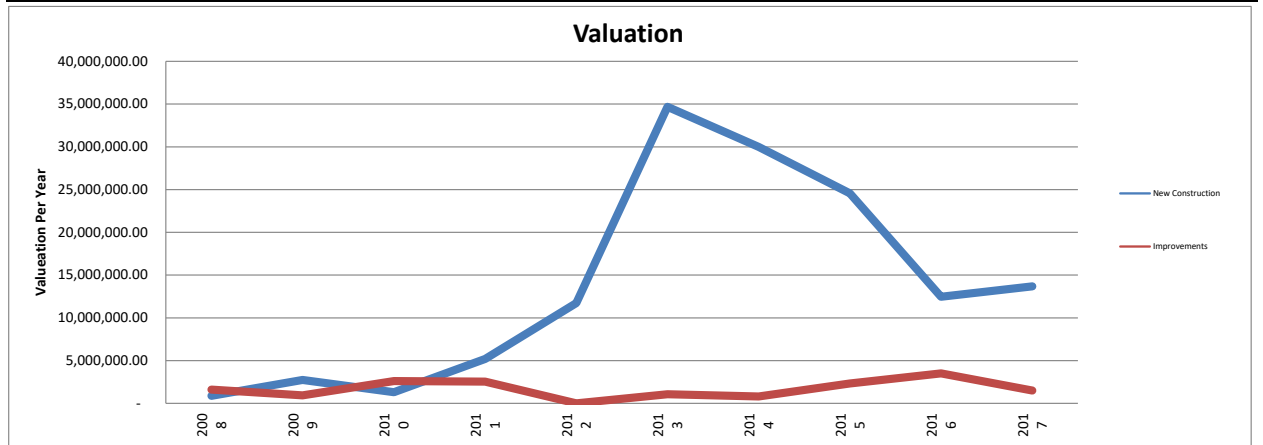
Nov-17	Housing		Fiscal YTD		
	Permits	Units	Valuation	Permits	Units
2017	79	42	14,782,905.00	524	322
2016	90	30	16,326,924.00	540	276
2015	66	46	26,916,369.00	459	318
2014	61	36	30,501,524.00	534	460
2013	81	21	35,255,801.00	315	105
2012	142	24	15,362,972.00	501	83
2011	95	12	12,558,507.00	267	53
2010	72	12	10,248,390.00	393	40
2009	177	16	5,426,809.00	941	139
2008	111	30	10,821,826.00	562	192
2007	89	36	19,188,855.00	631	562
2006	100	59	14,379,734.00	576	459
2005	83	97	19,497,505.00	596	613
2004	86	104	13,043,140.00	664	540
2003	84	62	11,913,504.00	575	330
2002	112	76	15,389,799.00	522	273
2001	80	46	8,693,610.00	462	265
2000	72	31	5,322,933.00	421	256
1999	37	15	6,771,823.00	481	438
1998	81	48	6,078,321.00	529	248
1997	76	38	4,982,471.00	534	198
1996	94	60	5,389,655.00	525	352
1995	77	20	3,135,875.00	462	174
1994	38	16	2,775,018.00	329	185
1993	75	57	11,636,844.00	356	233
1992	3	18	2,934,925.00	300	151
1991	46	27	4,652,019.00	205	115
1990	39	17	4,253,683.00	160	81
1989	26	10	1,983,430.00	103	47
1988	16	5	647,080.00	86	28



**SINGLE MONTH COMPARISON FOR 10 YEAR BUILDING PERMITS
BUILDING DEPARTMENT -- CITY OF BOZEMAN**

	Nov-17		Nov-16		Nov-15		Nov-14		Nov-13	
	BP\U	Valuation	BP\U	Valuation	BP\U	Valuation	BP\U	Valuation	BP\U	Valuation
New Construction										
Single Family	19	4,878,953.00	19	4,898,375.00	14	3,619,373.00	10	2,881,882.00	24	5,627,287.00
Multi Family	2	962,514.00	-	-	2	2,159,870.00	2	4,076,957.00	12	27,339,702.00
Duplex	-	-	1	276,379.00	6	2,123,034.00	-	-	-	-
Townhomes	16	3,073,256.00	8	1,668,059.00	-	-	5	1,116,025.00	-	-
Commercial	3	4,658,332.00	5	5,622,737.00	4	16,501,418.00	2	21,920,448.00	1	521,976.00
Other	2	118,285.00	1	1,500.00	4	157,568.00	-	-	1	1,192,669.00
SUB-TOTAL	42	13,691,340.00	34	12,467,050.00	30	24,561,263.00	19	29,995,312.00	38	34,681,634.00
Improvements										
Residential	14	492,200.00	15	696,516.00	9	202,993.00	12	310,882.00	13	112,041.00
Commercial	9	904,602.00	15	2,689,664.00	15	2,071,000.00	9	386,992.00	15	950,906.00
Fire Supression Systems	4	94,000.00	9	117,957.00	2	40,810.00	7	103,290.00	6	1,131.00
Other	-	-	-	-	-	-	-	-	-	-
SUB-TOTAL	27	1,490,802.00	39	3,504,137.00	26	2,314,803.00	28	801,164.00	34	1,064,078.00
TOTAL PERMITS	69	15,182,142.00	73	15,971,187.00	56	26,876,066.00	47	30,796,476.00	72	35,745,712.00

	Nov-12		Nov-11		Nov-10		Nov-09		Nov-08	
	BP\U	Valuation	BP\U	Valuation	BP\U	Valuation	BP\U	Valuation	BP\U	Valuation
New Construction										
Single Family	24	5,627,287.00	12	2,809,343.00	6	1,286,500.00	8	1,705,409.00	2	605,444.00
Multi Family	3	4,672,113.00	1	1,276,757.00	-	-	1	496,345.00	1	274,226.00
Duplex	2	429,737.00	-	-	-	-	-	-	-	-
Townhomes	4	778,152.00	-	-	-	-	1	492,491.00	-	-
Commercial	-	-	1	1,097,497.00	1	15,000.00	1	49,754.00	-	-
Other	4	230,573.00	-	-	-	-	-	-	-	-
SUB-TOTAL	37	11,737,862.00	14	5,183,597.00	7	1,301,500.00	11	2,743,999.00	3	879,670.00
Improvements										
Residential	24	5,627,287.00	52	676,024.00	146	1,193,976.00	41	557,272.00	14	370,993.00
Commercial	3	4,672,113.00	26	1,149,975.00	49	1,342,419.00	8	107,171.00	19	467,343.00
Fire Supression Systems	2	429,737.00	5	669,565.00	2	7,190.00	6	220,579.00	6	305,423.00
Other	4	778,152.00	3	38,750.00	3	71,600.00	5	39,700.00	38	462,186.00
SUB-TOTAL	-	-	86	2,534,314.00	200	2,615,185.00	60	924,722.00	77	1,605,945.00
TOTAL PERMITS	4	230,573.00	100	7,717,911.00	207	3,916,685.00	71	3,668,721.00	80	2,485,615.00



IMPACT FEES CALENDAR YEAR 2017

MONTH	STREET	FIRE	WATER	WW	MONTHLY	YTD
January	269,446.97	10,987.43	87,114.60	49,418.29	416,967.29	416,967.29
February	234,988.94	8,185.24	62,586.95	33,861.30	339,622.43	756,589.72
March	561,535.73	32,275.26	241,225.09	130,099.84	965,135.92	1,721,725.64
April	198,025.71	14,781.65	105,559.05	59,635.76	378,002.17	2,099,727.81
May	306,920.33	21,264.95	191,989.01	116,867.68	637,041.97	2,736,769.78
June	484,117.25	45,547.94	269,837.70	167,086.15	966,589.04	3,703,358.82
July	481,718.97	28,528.20	146,796.62	82,956.08	739,999.87	4,443,358.69
August	491,463.73	24,695.98	175,432.30	95,969.15	787,561.16	5,230,919.85
September	754,237.83	85,062.40	342,858.19	226,030.38	1,408,188.80	6,639,108.65
October	370,740.93	30,671.51	188,900.37	124,573.34	714,886.15	7,353,994.80
November	240,802.13	28,461.19	145,577.89	96,011.72	510,852.93	7,864,847.73
December					-	

BUILDING REVENUE, FISCAL YEAR 2018

MONTH	BUILDING	PLAN REVIEW	ELECTRIC	MECHANICAL/ PLUMBING	Fire Alarm/ Suppression	Penalty/ Other Fees	Monthly	FISCAL YTD
June 2018								
May 2018								
April 2018								
March 2018								
February 2018								
January 2018								
December 2017								
November 2017	39,674.50	45,002.19	6,126.75	11,571.00	652.75	1,356.50	104,383.69	734,702.45
October 2017	44,343.75	52,764.97	9,176.50	14,662.00	1,426.50	275.00	122,648.72	630,318.76
September 2017	77,647.00	46,120.48	16,813.50	25,331.22	708.75	3,056.50	169,677.45	507,670.04
August 2017	41,161.49	105,146.60	9,411.35	17,290.50	1,153.25	8,721.21	182,884.40	337,992.59
July 2017	43,643.13	70,652.81	11,898.25	26,359.50	940.50	1,614.00	155,108.19	155,108.19

Figures are for November-17	Housing Starts			Remodels & Additions (includes garages & reroofs)			
	Permits	Valuation	Sq Footage		#	Valuation	
Single Family Residence	19	4,878,953.00	50,559	Residential	14	492,200.00	
Duplex - Units	-	-	-	Commercial	9	904,602.00	
Multi-Plex - 6 Units	2	962,514.00	8,904		COMMERCIAL STARTS		
Townhome	16	3,073,256.00	33,198		Bldgs	Valuation	Sq Footage
Other	2	118,285.00	1,974				
Total New:	39	9,033,008	94,635	CITY	3	4,658,332.00	44,319
Total Fiscal Year:	248	77,537,227	788,984	Fiscal Total	22	11,948,924	113,714