

- Bars, grilles, covers and screens prohibited unless devices releasable or removable from inside without use of key, tool or force greater than that which is required to open the escape and rescue opening.



To Contact Us

Phone

406.582.2375

Fax

406.582.2256

City of Bozeman



BUILDING INSPECTION DIVISION

20 E Olive St., Ste 208
PO Box 1230
Bozeman MT 59771

Revised 3/15/2010

Emergency Egress Window Requirements

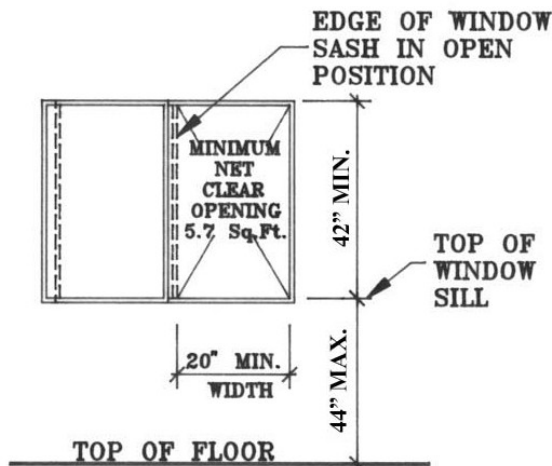
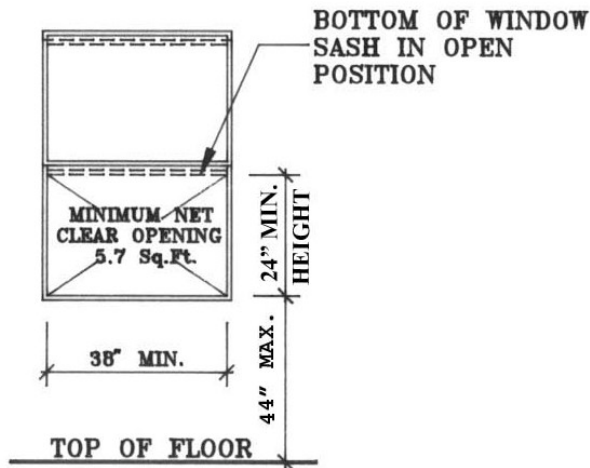
Important facts you should know for installing or replacing windows

City of Bozeman



BUILDING INSPECTION DIVISION

20 E Olive St., Ste 208
PO Box 1230
Bozeman MT 59771
406.582.2375

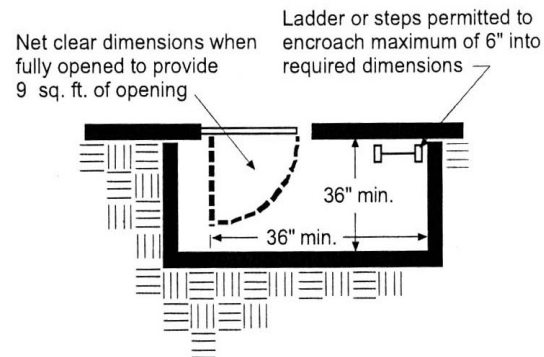
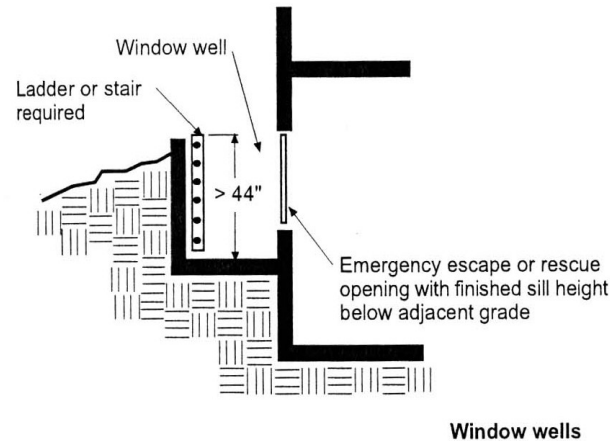


Whether you're designing a new home, or simply remodeling an existing structure, important guidelines to follow...

Emergency Escape and Rescue Openings

Section R310.

- Minimum of one emergency escape and rescue opening required in:
 - Habitable attics;
 - Basements containing habitable space with or without sleeping rooms;
 - Every sleeping room.
- Opening sill height to be a maximum of 44 inches above the floor.
- Net clear opening size to be a minimum of 5.7 square feet.
 - Minimum of 5.0 square feet required for grade floor openings.
- Minimum net clear opening height of 24 inches, minimum net clear opening width of 20 inches.



- Where window opening sill height located below adjacent ground elevation, window well required.
 - Allow for door or window to be fully opened.
 - Minimum of 9 square feet in horizontal area, minimum horizontal projection and width of 36 inches (encroachment of 6 inches permitted for ladder or steps).
 - Permanent complying ladder or steps where vertical depth exceeds 44 inches useable with the window in the fully open position.
- Bulkhead enclosures with direct exterior access permitted if in compliance with minimum net clear opening requirements.